


Youthpass – makes learning visible

November 2022

„Let's talk about Youthpass“ – watch the video on Youtube



For more Youthpass videos, check: www.youthpass.eu/en/about-youthpass/video

Youthpass – More than a paper!

YOUTHPASS

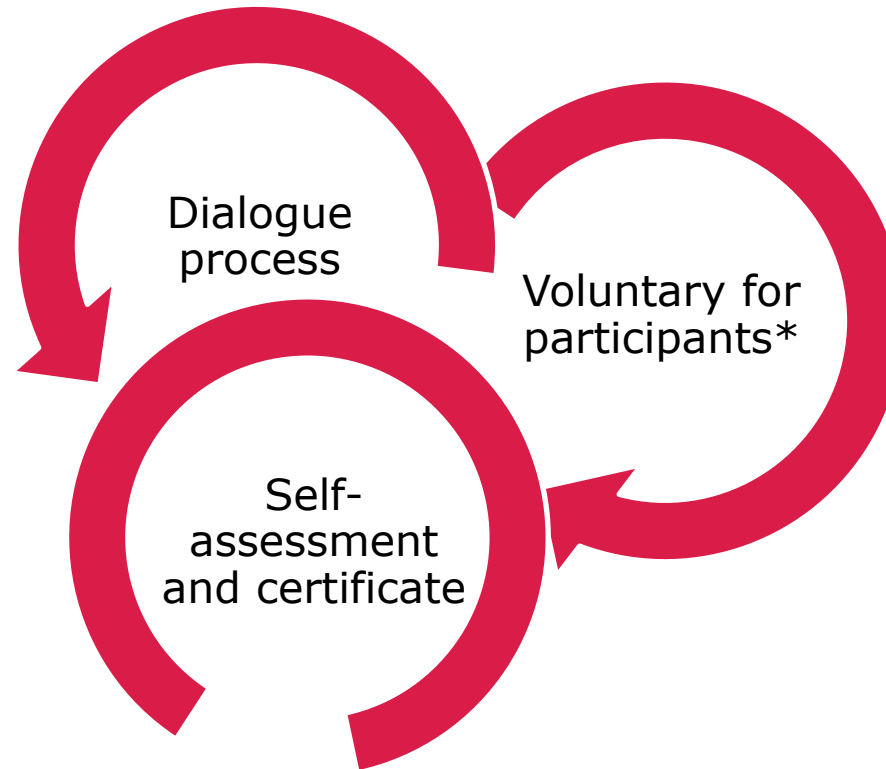


Youthpass is a...

European instrument for participants of projects funded by the youth part of Erasmus+ and the European Solidarity Corps programmes. It is both **for young people and youth workers as learners.**

- For all learners in the programmes (except DiscoverEU for now)
 - Multilingual (with the support of National Agencies)
-

Underlying principles of Youthpass



*Organisations need to be well informed to adequately present Youthpass to participants

Why Youthpass?



"What I tried to portray in this story is a path I took from gaining my first Youthpass to gaining a few more, learning and growing through non-formal education, being able to secure jobs and scholarships for myself and, finally, discover my inner passion and find my dream job. To everyone second-guessing themselves: don't. Try! There is nothing to lose, and so, so much to gain. Thanks, Youthpass!" - Nikolina Garača

"With the help of Youthpass and my mentor, I started to believe in myself, see my potential to grow and reached my goal. I believe that was just a small piece of a puzzle in the big picture of success, but now I see how Youthpass can help me to achieve much more in my future career and personal life." – Vanja Bunderla



As a process:



Ideally supported by a facilitator of learning

Putting and keeping learning on the agenda

Supporting reflection on the experience

Keeping track of and recording the learning journey and its outcomes

Naming learning and competences

Certificate with description of learning

Youthpass in numbers

Since its launch in 2007 and by the beginning of 2021, some **1.380.000** Youthpass certificates have been created in over **80.000** projects by more than **30.000** organisations

According to the RAY Network survey results*

...**89%** of the participants who had the Youthpass process implemented in their project confirmed that the reflection on learning and the self-assessment helped raise their awareness of their development

...**67%** of Youthpass receivers who used it in job, internship or study applications think that it was helpful in that process

Youthpass Strategy

Vision:

Broad visibility and understanding of the learning value of the youth field, and of the competences developed through involvement in the youth field.



www.youthpass.eu/en/about-youthpass/youthpass-strategy

Objectives



Strengthen the recognition and validation of non-formal and informal learning



Set the direction for the further development of Youthpass and reinforce its quality implementation



Amplify the visibility and recognition of the learning value of youth work



Inform and support relevant policy processes and make systemic efforts

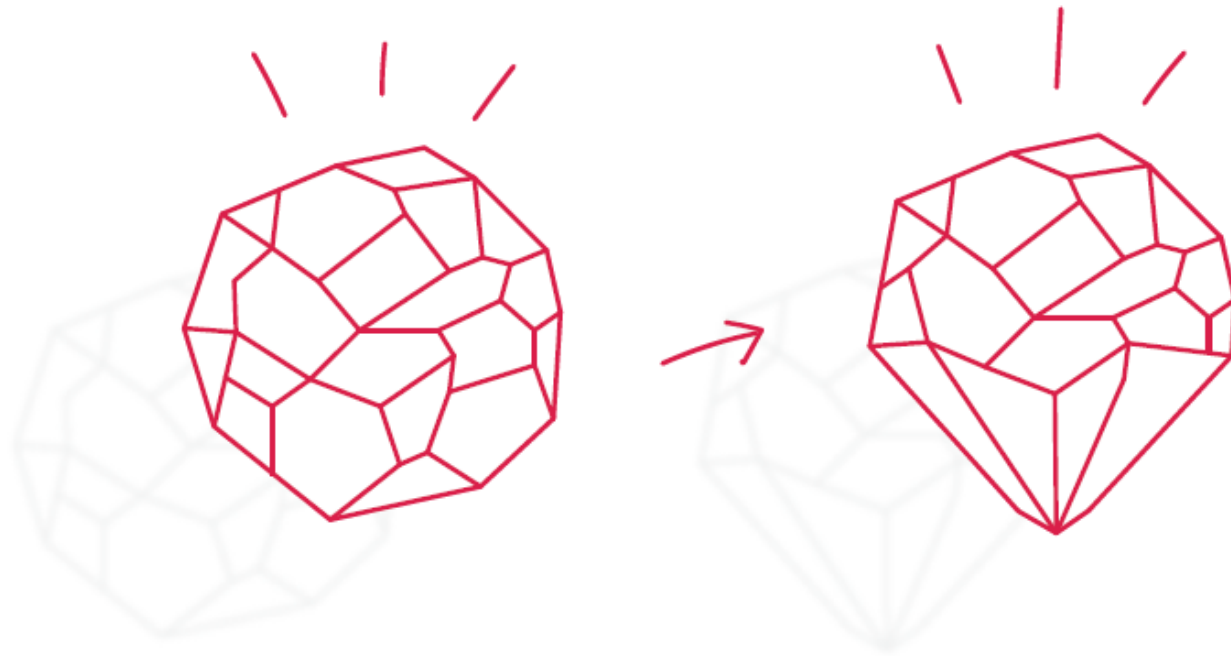


Field of Action 3:
Policy Support

Field of Action 2:
Learning and Recognition

Field of Action 1:
**Implementation and further
development of Youthpass**

New Youthpass certificates!




New Youthpass certificates

- Background considerations

- Better alignment with the setup of the 2 programmes: Focus on the whole project, not single activity
- More emphasis on learning
- More flexibility in the setup
- More similarity across formats
- Accessibility
- Support also to online contexts
- Available also for team members
- Attention on needs regarding validation



Actions and certificate types

Youth Exchange		Youth Exchange
Youth Worker Mobility TCA NET TEC for organisations		Certificate for "youth workers"
Youth Participation Activities		Youth Participation Activities
DiscoverEU		Not available yet
KA1 Accredited projects, in case many activities of different type KA2 Small-scale and Cooperation Partnerships KA2 Capacity Building KA3 European Youth Together		"General" Youthpass certificate
Volunteering (individual and teams) <i>Humanitarian Aid Volunteering Projects</i>		Volunteering
Solidarity Projects		Solidarity Projects

3 parts

- 1. Brief general information**, incl. project description and individual tasks
- 2. Learning** context and **outcomes** (optional)
- 3. Project context** (a „transcript“, optional)

Partly independent from each other: the general information can be issued on its own, or together with learning outcomes, and/or together with project details.



New elements on the certificates

- Available also for **team members** („... contributed as a youth leader to...")
- Possibility to list **evidence** for the learning outcomes
- The whole **transcript** (third part called ‚Project Context')
 - Includes among others: **length of involvement**
 - Especially relevant for complex projects including multiple activities
- For youth workers' and team members' certificates: **ETS competence model** for youth workers is used




Frameworks used for self-assessment of competences

For young people as learners

- Framework of the Key Competences for Lifelong Learning

For youth workers as learners and for team members

- European Training Strategy competence model for youth workers to work internationally



The ETS competence model on Youthpass

- Facilitating learning
 - Designing programmes
 - Managing resources
 - Collaborating in teams
 - Communicating meaningfully
 - Displaying intercultural sensitivity
 - Networking and advocating
 - Assessing and evaluating
 - Being civically engaged
-
- Other competences



Youthpass certificate: I part

The owner of this certificate has participated in a project supported by the European Union Erasmus+ programme. Erasmus+ supports the educational, professional and personal development of individuals in the education, training, youth and sport fields. It offers opportunities for learning mobility and active participation for young people, as well as professional development and cooperation for youth workers and youth work organisations.



JULIE DRAW

born on 04/03/2002 in Tallinn, Estonia

participated in the project

GOOD THINGS

in Brno, Czechia; Ghent, Belgium; and online

from 09/11/2021 to 12/02/2022

About the project

The project aimed at ---- The specific objectives of the project were to: ----

The tasks of Julie Draw

The tasks of Julie were to: ---

This certificate has been issued by SALTO Training and Cooperation Resource Centre.



Safa Brown
Legal Representative
Bonn, Germany, 17/03/2022

Youthpass is a Europe-wide validation system for non-formal and informal learning within the European Union youth programmes.

The ID of this certificate is 6YLA-1Q9U-E1MF-C9LM.
To verify the ID, please go to the Youthpass website at
<https://www.youthpass.eu/qualitycontrol/> or scan this QR code:



Youthpass

Makes your learning visible


Confirmation of participation

- Data of participant
- Brief general information about the project
- Signature

*Example certificate for Erasmus+ Youth Participation Activity - first page

Youthpass certificate: II part

LEARNING CONTEXT AND
COMPETENCE DEVELOPMENT

 Erasmus+

LEARNING CONTEXT

Youth Participation Activities in the Erasmus+ programme are non-formal and/or informal learning activities that aim to strengthen young people's participation in various domains of society. The activities can take the form of workshops, debates, simulations, campaigns or other forms of offline and online participation.

COMPETENCES DEVELOPED BY JULIE DRAW

The following summary is the result of a reflection and self-assessment process which took place during and after the project in dialogue with the coach Ann Green.

Multilingual competence
Julie improved her competences in leading workshops for her peers in Croatian... (Optional)

Personal, social and learning to learn competence
Julie has learned to work with groups composed of diverse profiles... (Optional)

Citizenship competence
...(Optional)

Entrepreneurship competence
...(Optional)

Cultural awareness and expression competence
...(Optional)

Digital competence
...(Optional)

Mathematical competence and competence in science, technology and engineering
...(Optional)

Literacy competence
...(Optional)

The competence description in Youthpass is based on the European Union framework for Key Competences for Lifelong Learning:
<https://education.ec.europa.eu/en/focus-topics/digitalisation-quality-education/competences-lifelong-learning>

Youthpass Makes your learning visible

Learning context and outcomes

- Explanation of the learning context
- Explanation of the self-assessment and the dialogue process
- Description of learning results
- Other competences
- Signature of the learner, also dialogue partner if applicable
- Further evidence for learning
- References (up to 2)

*Example certificate for Erasmus+ Youth Participation Activities second page

Youthpass certificate: II part (continued)

LEARNING CONTEXT AND
COMPETENCE DEVELOPMENT

 Erasmus+

Other competences

Julie has learned creating news bulletins for ... (Optional)

FURTHER INFORMATION

The following resources provide further context and evidence for the learning process and outcomes of Julie Draw.

• Project website: <https://www.salto-youth.net/>

REFERENCES

Blake Arthur Local authority 222-222-222	Brian Thrane Representative of the municipality 333-333-333
Julie Draw Participant Bonn, Germany, 17/03/2022	Ann Green Coach Bonn, Germany, 17/03/2022

The competence description in Youthpass is based on the European Union framework for Key Competences for Lifelong Learning:
<https://education.ec.europa.eu/focus-topics/improving-quality-education/key-competences-lifelong-learning>

Youthpass

Makes your learning visible

*Example certificate for Erasmus+ Youth Participation Activities second page

Youthpass certificate: III part



PROJECT CONTEXT

PROJECT DETAILS

The project Good Things consisted of several activities. Julie Draw participated in the following:

Good Things
Meetings of young people | 09/11/2021–16/12/2021 | in Brno, Czechia; and online

Main activities: The activity involved online preparation tasks organised by young people and meetings at local and international levels.

Main outcomes: Guidelines for quality youth participation activities have been created and published on the project website.

Hosting organisation: SALTO Digital

Partners: SALTO Digi

Group: 25 participants from Austria, Belgium, Cyprus and Croatia

Let's participate!
Youth participation activity | 08/02/2022–12/02/2022 | in Ghent, Belgium

Main activities: 5 workshops and 10 street campaigns

Main outcomes: 100 people directly reached through the activities. A booklet published...

Hosting organisation: SALTO Digital

Partners: SALTO ID & SALTO PI

Group: 30 participants from Belgium, Bulgaria, Cyprus and Croatia


Further information about the Erasmus+ programme can be found here: <https://ec.europa.eu/programmes/erasmus-plus/>
More information about this project can be found in the Erasmus+ Projects Results Platform:
https://ec.europa.eu/programmes/erasmus-plus/projects_en

Youthpass
Makes your learning visible

Project context

- Further (brief) information on each activity
- This section is meant to be used for complex projects (that have multiple activities)
- This section could be skipped for single activity projects to keep the certificate shorter
- Possibility to describe further participation details (such as length of involvement, tasks etc)

Youthpass certificate: III part (continued)



PROJECT CONTEXT

The working languages of the project were Bulgarian, Croatian and Czech.

FURTHER PARTICIPATION DETAILS

Length of involvement in the project
35 working days

Related training activities
The activity included online training sessions in preparation of the main events. The sessions focused on:

-
-
-
-

Further information about the Erasmus+ programme can be found here: <https://ec.europa.eu/programmes/erasmus-plus/>
More information about this project can be found in the Erasmus+ Projects Results Platform:
https://ec.europa.eu/programmes/erasmus-plus/projects_en

Youthpass Makes your learning visible

*Example certificate for Erasmus+ Youth Participation Activities second page

Youthpass certificate: European Solidarity Corps

The owner of this certificate has participated in a project supported by the European Solidarity Corps. This European Union programme enables young people to help build a more inclusive society and respond to societal and humanitarian challenges. It offers opportunities to develop valuable competences abroad or in the individuals' home country. The European Solidarity Corps also enables capacity-building for organisations involved in the programme.



ADA DERIN

participated in the training course

GOODNET

in Austria

from 12/10/2021 to 16/10/2021

About the project

The project focused on ...

This certificate has been issued by JUGEND für Europa.



Art Vandelay
Legal Representative

Bonn, Germany, 04/05/2022

Youthpass is a Europe-wide validation system for non-formal and informal learning within the European Union youth programmes.

The ID of this certificate is EAA1-KP8D-D923-3QNG.
To verify the ID, please go to the Youthpass website at <https://www.youthpass.eu/qualitycontrol/> or scan this QR code:



Youthpass

Makes your learning visible

*Example certificate for European Solidarity Corps NET activity

Frequently asked questions on the new certificates

- Step-by-step guide helps you understand the workflow of generating a Youthpass certificate
- In addition, have a look at the FAQs for your specific questions on the new certificates:
 - How to use the demo website
 - Youthpass in the 2021-2027 programmes
 - Youthpass Automatic Notification System (YANS)
 - ETS Competence Model on Youthpass
 - Youthpass for team members
 - How to use the 'Activities' tab on Youthpass

For more FAQs, check <https://www.youthpass.eu/en/help/faqs/>

Main plans for 2022-2023

Continue the conceptual and technical development of Youthpass

Certificates for DiscoverEU

Allow electronic signatures

Enable learner accounts



Explore 'learning in youth work' through specific activities

Continue offering targeted support

More visibility through a communication strategy

Educational support

- Videos

- Let's talk about Youthpass
- Other 10 animated videos on Youthpass and learning

- Leaflets

- Tips on Youthpass in different types of projects
- Information on Key Competences

- Promotional material

- Youthpass origami planes
- Youthpass cat

- Handbooks

- One 2 One
- Valued by You, Valued by Others
- Youthpass Unfolded

- Research reports

- Training courses

- One 2 One
- Tuning In
- Youthpass <3 Corps online course

More to Come in 2022-2023!

- Workshops for trainers
- Training for short-term group projects



Youthpass Officers - YPOs

- „Have the Youthpass hat on“
 - For Erasmus+ Youth and European Solidarity Corps
- Support to the awareness about Youthpass and to its quality implementation on the national level
- Analysing the usage of Youthpass on the national level
- Supporting national/regional strategies for recognition for non-formal and informal learning
- Supporting practitioners with educational offers (publications, training courses, support materials etc.)
- Translation of the Youthpass website and certificates



For more data on Youthpass

- Statistics tool on the Youthpass website (available to YPO-s): <https://www.youthpass.eu/en/youthpass/statistics/>
- 2 sets of data per year offered by SALTO:
 - General overview at the beginning of the year
 - More detailed national figures during the period of work plan development
- Other sources of information:
 - Final reports
 - EAC Dashboard
 - Special initiatives...

The screenshot shows the Youthpass website's statistics tool. At the top, there is a navigation bar with links: ABOUT YOUTHPASS, PUBLICATIONS, RECOGNITION, HELP & INSTRUCTIONS, and a button for CREATE CERTIFICATES. Below this is a 'Home' link. The main heading is 'YOUTHPASS STATISTICS'. The interface features several dropdown menus for filtering data: Year (with sub-sections for Year of certificate generation, Year of grant, and Round), Country or region (with sub-sections for Country/NA, Country of residence, Residence country type, and Project with partner countries), and Type of project (with sub-sections for Key Action (Erasmus+), Action (Youth in Action), Certificate type, and Project type of training activities). All dropdowns are currently set to 'all'. At the bottom, there are buttons for REFRESH, SHOW PROJECTS, and DOWNLOAD. A blue box on the right displays summary statistics: 84622 projects in which 1382778 certificates have been created (out of which 420409 have made use of the Key Competences section) by 31656 organisations, with a note to match the selected criteria.

Youthpass ABOUT YOUTHPASS PUBLICATIONS RECOGNITION HELP & INSTRUCTIONS CREATE CERTIFICATES

Home

YOUTHPASS STATISTICS

Year

Year of certificate generation: all years

Year of grant: all years

Round: all rounds

Country or region

Country/NA: all countries

Country of residence: all countries

Residence country type: all countries

Project with partner countries: no filter

Type of project

Key Action (Erasmus+): all key actions

Action (Youth in Action): all actions

Certificate type: all activity types

Project type of training activities: no selection

84622 projects in which 1382778 certificates have been created (out of which 420409 have made use of the Key Competences section) by 31656 organisations
match the selected criteria

REFRESH SHOW PROJECTS DOWNLOAD

Further support and resources

- **SALTO Training & Cooperation Resource Centre** is responsible for the technical and conceptual development of Youthpass and to develop the necessary training and support
- **Youthpass Helpdesk** offers support to users of Youthpass both for technical and content-related questions. NA colleagues are also invited to report problems via the Helpdesk.
 - youthpass@salto-youth.net
- On **Youthpass demo website** you can try out Youthpass
 - <http://demo.youthpass.eu/en/login/>
- Follow Youthpass on social media to keep up-to-date
 - FB @Youthpass.eu
 - Twitter @Youthpass_eu
 - Instagram @Youthpass.eu
- Youthpass news included in the monthly SALTO Newsletter
 - Subscribe @ <https://www.salto-youth.net/>



Questions for NA colleagues

- How can the awareness of Youthpass and the related quality aspects in „my“ key action and area of work be supported?
- How can we encourage that the learning aspect of Youthpass (self-assessment) is made use of?
- Would there be ways to encourage the use of Youthpass after the projects?



Thank you for your attention!

www.youthpass.eu

Facebook: Youthpass and Recognition

Twitter: youthpass.eu

Instagram: youthpass.eu

Youtube: SALTO Training and Cooperation Resource Centre

Contact via youthpass@salto-youth.net

Images by Joonmedia.ee, Kreativraum.de and Zedem Media